

Face Recognition Using Hybrid Approach Technique

K Ch Prathap Kumar M¹

Assistant Professor
Department of ECE

^{1,2}Anurag Group of Institutions (formerly CVSR College of Engineering), Hyderabad.

Ramprakash R²

Assistant Professor
Department of ECE

Abstract

A Face recognition scheme using hybrid approach is proposed in this paper. Feature vector based on eigen vectors of sub images is used for recognition Image is partitioned in to sub images. Sub parts are rearranged in to rows and column matrices. Eigenvectors are computed for these matrices. Global feature vector is generated and used for face recognition. Experiments performed on benchmark face database (YALE) Indicated that the proposed hybrid approach has better recognition performance in terms of average recognized rate and retrieval time compared to existing methods.

Index Terms: - Sub-pattern, Eigenvectors

1. Introduction

In recent years, face recognition has been the subject of intensive research. With the current perceived world security situation, governments as well as businesses require reliable methods to accurately identify individuals, without overly infringing on rights to privacy or requiring significant compliance on the part of the individual being recognized. Face recognition provides an acceptable solution to this problem. A multitude of techniques have been applied to face recognition and can be separated into two categories geometric feature matching and template matching. Geometric feature matching involves segmenting the distinctive features of the face – eyes, nose, mouth, etc – and extracting descriptive information about them such as their widths and heights. Ratios between these measures can then be stored for each person and compared with those from known individuals. Template matching is a non-segmentation approach to face recognition. Each face is treated as a two dimensional array of intensity values, which is then compared with other facial arrays

Basically geometric feature images can be partitioned into three types In the first type holistic matching method (HMM), an image of the whole face is used for pattern recognition One of the most popular is actually the Eigen faces technology. In the second type feature based matching method, it involves local features such as the eyes, nose, and mouth and their geometrical positions are first extracted then their relationship used for classification.

In the Third type hybrid method is used. It involves combined process is whole image Eigenfaces technology and local features of images. In the mathematical terms of pattern recognition ^[4], the eigenvector of the co-variance matrix of the set of eigenface images ,treating as an images of a point (or vector) in a very high dimensional space. The eigenvectors are ordered, each one accounting for a different amount variation among the face images. These eigenvector can be thought of a set of features, which together characteristics the variation among face images. Each image contribute some amount each eigenvector, so that the eigenvector formed from an ensemble of face images appear as a sort of ghostly face images.

Fundamentals of face recognition are discussed in section 2. Proposed algorithm is discussed in section 3. Experimental results are presented in section 4. Concluding remarks are given in section 5.

2. Face Recognition

The objective of the proposed work it to study the use of edge and texture orientation as face image features in face image retrieval. The basic architecture of Face recognition system is shown in figure. An improved method based on hybrid approach for face recognition system is proposed in this work. There are two issues in building a face recognition system.

1. Every face image in the face image data base is to be represented efficiently by extracting significant feature.
2. Relevant face images are to be recognized using similarity measure between query and face image in the face image data base.

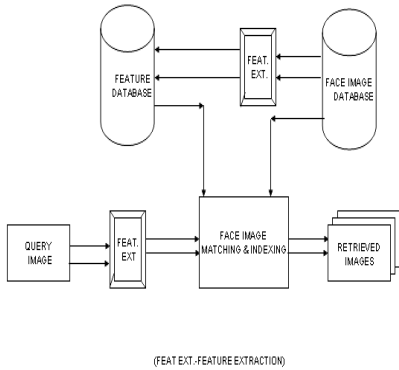


Figure 1. Facerecognition system Architecture

The performance of the proposed face recognition system can be tested by retrieving the desired number of face images from the database. The advantage recognition rate and recognition time is the main performance measures in the proposed face recognition system. The average recognition rate is known as the average percentage number of images belonging to the same face image as the query face image in the top ‘N’ matches. ‘N’ indicates the number of recognized images.

2. Proposed Algorithms

The basic steps involved in the proposed face recognition algorithm are as follows

1. There are N face images belonging to M persons in the training set; $N = N_1 + N_2 + N_3 + \dots + N_M$. Images size is represented as no. of rows and columns ($A1 \times A2$). By using sub-pattern method each face image is first partitioned into S equally sized, these sub-pattern images are transformed into corresponding column vectors with dimensions of $d = \frac{(A1 \times A2)}{S}$ using non-overlapping method.

2. In the first step calculate mean value of sub-pattern images. Each of them can be expressed in the form of a d-by-N Column data matrix

$$C = \{c_{i1} + c_{i2} + c_{i3} + \dots + c_{iN}\} \text{ With } i = 1, 2, 3, \dots, S$$

Each column of column data matrix must be removed its mean value. After this obtain the vertically centered column data matrix

$$C_{vi} = \{\hat{c}_{i1} + \hat{c}_{i2} + \hat{c}_{i3} + \dots + \hat{c}_{iN}\} \text{ With } i = 1, 2, 3, \dots, S.$$

Similarly, in the second step calculate mean vector $m_i = \frac{1}{N} \sum_{j=1}^N c_{ij}$. Where c_{ij} denotes the i^{th} sub-pattern image of the j^{th} face image then obtain

centered column data matrix in horizontal direction, i.e, $\hat{c}_{ij} = c_{ij} - m_i$

After this step, obtain the horizontally centered column data matrix

$$C_{Hi} = \{\hat{c}_{i1} + \hat{c}_{i2} + \hat{c}_{i3} + \dots + \hat{c}_{iN}\} \text{ With } i = 1, 2, 3, \dots, S.$$

3. Each of them can be expressed in the form of a d-by-L eigenvector matrix.

$$P_{Vi} = \{P_{i1} + P_{i2} + P_{i3} + \dots + P_{iL}\} \text{ With } i = 1, 2, 3, \dots, S.$$

The orthogonal eigenvectors $P_{i1}, P_{i2}, P_{i3}, \dots, P_{iL}$ corresponding to first L largest positive eigenvalues. The corresponding sub-feature weights based on P_{Vi} are computed as

$$G_{Vi} = P_{Vi}^T C_{Vi} = \{G_{i1} + G_{i2} + \dots + G_{iN}\}, i = 1, 2, 3, \dots, S$$

Similarly, horizontally centered column data matrix for first L Largest positive eigenvector..

$$P_{Hi} = \{P_{i1}, P_{i2}, \dots, P_{iL}\} \text{ With } i = 1, 2, 3, \dots, S$$

The orthogonal eigenvector P_{i1}, P_{i2}, P_{i3} correspond to first L largest positive eigenvalues $\lambda_{i1} \geq \lambda_{i2} \geq \dots \lambda_{iL}$

Then, the whitening matrix is computed as

$$P_{Wi} = P_{Hi} \lambda_i^{-1/2}, i = 1, 2, 3, \dots, S$$

$$\text{Where } \lambda_i = \text{diag}(\lambda_{i1}, \lambda_{i2}, \dots, \lambda_{iL}).$$

Therefore, the sub-pattern weights based are computed as

$$G_{Hi} = P_{Wi}^T C_{Hi} = \{G_{i1}, G_{i2}, \dots, G_{iN}\}, i = 1, 2, 3, \dots, S$$

4. Afterwards, S extracted local sub feature weights of an individual vertically are synthesized into a global feature denoted as

$$G_{Vi} = (G_{1j}^T, G_{2j}^T, \dots, G_{Sj}^T)^T, j = 1, 2, \dots, N.$$

Where G_{Vj} denotes the $(L \times S)$ -by-1 global feature vector of the j^{th} face image.

Similarly

An individual horizontal are synthesized into a global feature denoted as

$$G_{Hi} = (G_{1j}^T, G_{2j}^T, \dots, G_{Sj}^T)^T, j = 1, 2, \dots, N.$$

Where G_{Hi} denotes the $(L \times S) - by - 1$ global feature vector of the j^{th} face image.

5. At final stage necessary to identify a new test image, this image also partitioned into S sub-pattern images. Each of them is represented as C_{test_i} and its vertically centered is as $C_{test_{vi}}$ with $i = 1, 2, 3, \dots, S$.

The corresponding sub-pattern image are computed as

$$G_{test_i} = P_{Vi}^T C_{test_{vi}}$$

Then global feature of the test image is obtained as

$$G_{testV} = (G_{test_1}^T G_{test_2}^T \dots G_{test_i}^T)^T$$

Finally, the identification of the test image is done by using nearest neighbor classifier with cosine measure, in which the cosine of the angle between the test image and each training image in the database is defined as

$$R_{Vj} = \frac{G_{testV} \cdot G_{Vj}}{\|G_{testV}\| \|G_{Vj}\|}$$

Where size of R_{Vj} is $(L \times S) - by - 1$ of the j^{th} face image.

$$R_{Hj} = \frac{G_{testV} \cdot G_{Hj}}{\|G_{testV}\| \|G_{Hj}\|}$$

Where size of R_{Hj} is $(L \times S) - by - 1$ of the j^{th} face image.

$$R_j = R_{Vj} + R_{Hj}$$

4. Experimental Results

Recognition performance in terms of average recognition rate and recognition time of the face recognition system is tested by conducting an experiment on hybrid approach face database. A face database test set was training and testing. The experimental results are tabulated in Table 1. Since the recognition accuracy of the sub-pattern image, several sizes of sub-pattern images were used in our experiments as shown below: $56 \times 46 (S=4)$, $28 \times 23 (S=16)$, $14 \times 23 (S=64)$, and $4 \times 23 (S=112)$. Results has been presented in hybrid approach with $S < 64$.

A. Feature selection

A sample images from face database and by

using sub-pattern technique it can be divided by equal parts. Feature of the query image size is (64×1) by using sub-pattern method.

Some of the recognized results when all the 10 images ($N=10$) in one subject of the image database are recognition are shown in figure 3. From the query image feature taken based on sub-pattern method. After that in this paper we take only 64 feature of this query image. That may depends up on the sub-parts of this image ($S=16$). For each sub-pattern we consider four positive eigenvectors that largest eigenvector of the sub-part. It is represented as on local feature of the query image. After that combination all sub-parts local feature it can be represented as global feature of the query image.

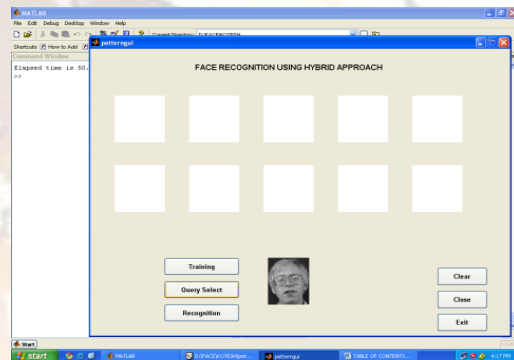


Figure2: sample image from facedatabase Comparative performance of training global feature with this query image final recognized results with top left image as query image.

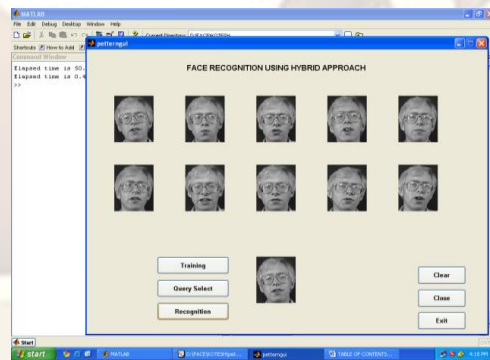


Figure3: Recognized image

From the experimental results, conclude that: when testing images under varying illumination, sub-pattern method and principal component analysis can significantly improve the recognition accuracy of sub-pattern vertically centered method. Since the vertical centering process centers the data by removing the mean of each image, it can be used to eliminate the effect of the values. In other words, the property of vertical centering process can be helpful in eliminating the shifted values of original-pixels. Further, the sub-pattern technique can be utilized to encourage the

efficiency of the vertical centering process. Therefore, sub-pattern technique is actually useful to vertical centering process of sub-pattern technique. The vertical centering may benefits for the recognition in varying illumination. Now, we have confirmed this possible forecast and strongly increased the efficiency of the vertical centering process by sub-pattern technique in this paper. From the total experimental results, it can also be seen that for expression variant test, sub-pattern technique and eigen vector can slightly improve hybrid approach classifier, the similarity between a test image and training image is defined as

In the hybrid approach method cosine measurement

$$R_{Vj} = \frac{G_{testV} \cdot G_{Vj}}{\|G_{testV}\| \|G_{Vj}\|}$$

Where size of R_{Vj} is $(L \times S) - by - 1$ of the j^{th} face image.

$$R_{Hj} = \frac{G_{testV} \cdot G_{Hj}}{\|G_{testV}\| \|G_{Hj}\|}$$

Where size of R_{Hj} is $(L \times S) - by - 1$ of the j^{th} face image.

$$R_j = R_{Vj} + R_{Hj}$$

Final feature is represented as in R_j

The experimental results of this hybrid approach when compared with vertically centered values and horizontally centered values. In which recognition rates of the sub-pattern based approaches were obtained using $S=16$. as can be seen from the results, hybrid approach method has best recognition accuracy.

B. Average recognized rate

The average recognized rate for the query is measured by counting the number of images from the same category which are found in the top 'N' matches.

From table, we can observe that the recognition rates of four methods. Compared with other process we can get efficient recognized result, here we are comparing local and global feature of the images. Comparative recognition performance of the proposed face recognition system on the face database using hybrid approach feature is shown in table 1.

In the hybrid approach method cosine measurement

$$R_{Vj} = \frac{G_{testV} \cdot G_{Vj}}{\|G_{testV}\| \|G_{Vj}\|}$$

Where size of R_{Vj} is $(L \times S) - by - 1$ of

the j^{th} face image.

$$R_{Hj} = \frac{G_{testV} \cdot G_{Hj}}{\|G_{testV}\| \|G_{Hj}\|}$$

Where size of R_{Hj} is $(L \times S) - by - 1$ of the j^{th} face image.

$$R_j = R_{Vj} + R_{Hj}$$

Comparative performance in terms of average recognized rate is shown in figure 4 indicates the superiority of the hybrid approach based face recognition system with largest four eigenvectors when compared to largest all positive eigenvector and also be observed over remaining methods in terms of average recognized rate.

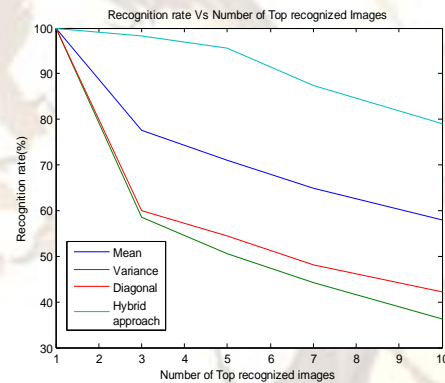


Figure 4. Comparative recognition rates.

B. Recognized Time

Face recognition system with hybrid approach technique for largest four eigenvector recognized time is 51.84 seconds (training time is 51.42 seconds and recognized time is 0.42 seconds), hybrid approach technique for all positive eigenvector recognized time is 66.23 seconds, Diagonal value method in SVD recognized time is 1.65 seconds, variance time is 2.90 seconds and mean value method recognized time is 2.72 seconds.

5. Conclusion

Face recognition scheme using hybrid approach is presented in this paper. Global feature vector is generated and used for face recognition. Horizontal and vertical variations are considered in feature vector. Hybrid approach gives better performance in terms of average recognized rate and retrieval time compared to existing methods.

Table1. Recognized rate on face database.
(1,3,5,7,10 are Top 'N' recognized images)

Methods	Number of top matches				
	1	3	5	7	10
Mean Value	100	77.5	71	65	58
Variance	100	58.5	50.5	44.2	36.2
Diagonal (SVD)	100	60	54.5	48.2	42.2
Hybrid Approach	100	98.1	95.5	87.5	79



R Ramprakash was born in Warangal, Andhra Pradesh, India in 1984. He received the B.Tech degree in Electronics and Communication Engineering from Kakatiya University, in 2006. He received the masters degree in VLSI&ES from PES college of Engineering, Visvesvaraya Technological University, Belgaum in 2010.

His research interest include Digital Image Processing and architecture designs for probabilistic CMOS technology.

References

- [1.] M.Turk, A.pentland,Eigen faces for Recognition, j.Cognitive eurosci.3(1)(1991)71-86
- [2.] M.Turk,A.Pentland, Facerecognition using eigenfaces, in:Proceedings of IEEEConference on ComputerVisionandPatternRecognition,1991, pp.586–591.
- [3.] W.Zhao,R.Chellappa,R.J.Phillips,A.Rosenfel d,Facerecognition:aliteraturesurvey,ACMComput.Surv.35(4)(2003)399–458.
- [4.] M.S. Bartlett, H.M.Lades, T.J.Sejnowski, Independent component representation for face recognition, in:Proceedings of SPIE Symposiumon Electronic Imaging: Science and Technology,1998,pp.528–539.
- [5.] M.S.Bartlett,J.R.Movellan,T.J.Sejnowski,Face recognition by independent component analysis, IEEETrans.Neural Networks 13 (6) (2002)1450–1464.



K CH Prathap Kumar M was born in Ongole, Andhra Pradesh, India, in 1987. He received the B.Tech degree in Electronics and Communication Engineering from JNTU, Anantapur, in 2009. He received the masters degree

in VLSI System Design from HITS, Hindustan University, Chennai in 2011.

His research interest include Digital Image Processing and architecture designs for probabilistic CMOS technology.