

## Colorization of Grayscale Images using LBG VQ Codebook for different Color Spaces

Dr. H. B. Kekre<sup>1</sup>, Dr. Sudeep D. Thepade<sup>2</sup>, Dr. Tanuja K. Sarode<sup>3</sup>, Ms. Nikita Bhandari<sup>4</sup>

<sup>1,2,4</sup>(Department of Computer Engineering, Mukesh Patel School of Technology Management & Engineering, NMIMS University, Vile-parle (w), Mumbai-50.)

<sup>3</sup> (Department of Computer Engineering , Thadomal Shahani Engineering College, Mumbai University, Bandra(W), Mumbai-50.)

### ABSTRACT

The paper presents an innovative technique for colorization of grayscale images. Here the colors from some source color image are picked up and sprayed into the to be colored grayscale image. The color palette used in colorization technique discussed here is generated using the Linde Buzo and Gray (LBG) codebook. The technique is tested using various VQ codebook sizes like 32, 64, 128, 256 and 512. Also various color spaces like RGB, Kekre's LUV, YCbCr, YUV, YIQ, and Kekre's Biorthogonal color spaces are considered for colorization of grayscale images. In all 5 VQ codebook sizes and 8 color spaces give total 40 versions of proposed colorization method. All proposed versions are implemented and tested for colorization of grayscale images from different classes.

*Keywords* - About five key words in alphabetical order, separated by comma

### I. INTRODUCTION

Colorization is a computer assisted process of adding color to a monochrome image or movie. The task of color traits transfer to the gray scale image is called as colorization of gray scale image. It is difficult because it involves three dimensional RGB pixel values to an image which varies along one dimension (luminance or intensity)[1,24,25]. Since different colors may have the same luminance value but vary in hue or saturation, the problem of colorizing grayscale images has no inherently unique solution [2]. Due to these ambiguities, human interaction usually plays a large role in the colorization process. Even in the case of pseudocoloring, [3, 4] where the mapping of luminance values to color values is automatic, the choice of the color-map is commonly determined by human decision. Pratt [4] describes this method as an image enhancement technique because it can be used to enhance the detect ability of detail within the image [1].

Grayscale image colorization can find its applications in black and white photo editing [1,5], classic movies colorization [3,6,7] and scientific illustrations [1,2]. Colorization can increase dramatically the visual appeal of grayscale images and perceptually enhance scientific illustrations. In medicine [1,4] , image modalities which only acquire grayscale images such Magnetic Resonance Imaging (MRI), X-ray and Computerized Tomography (CT) images can be enhanced with color for presentations and demonstrations. Pseudocoloring is a common technique for adding color to grayscale images such as X-ray, MRI, scanning electron microscopy (SEM) and other imaging modalities in which color information does not exist.

In this paper we present novel colorization method using LBG Vector Quantization codebook, five different codebook sizes varying from 32 to 512 are used to generate color pallet and eight different color spaces are used leading to 40 different colorization methods.

### II. COLOUR SPACE USED FOR EXPERIMENTATION

This section presents various color spaces as Kekre's LUV, YCbCr, YUV, YIQ and Kekre's Biorthogonal color spaces.

#### 2.1 Kekre's LUV Color Space [8, 9]

Here we have used Kekre's LUV color Space. Where L gives luminance and U and V gives chromaticity values of color image. Positive value of U indicates prominence of red component in color image and negative value of V indicates prominence of green component.

This needs the conversion of RGB to LUV components. The RGB to LUV conversion matrix given in equation 1 gives the L, U, V components of color image for respective R, G, B components.

$$\begin{bmatrix} L \\ U \\ V \end{bmatrix} = \begin{bmatrix} 1 & 1 & 1 \\ -2 & 1 & 1 \\ 0 & -1 & 1 \end{bmatrix} \begin{bmatrix} R \\ G \\ B \end{bmatrix} \quad (1)$$

The LUV to RGB conversion matrix given in equation 2 gives the R, G, B components of color image for respective L, U, V components.

$$\begin{bmatrix} R \\ G \\ B \end{bmatrix} = \begin{bmatrix} 1 & -2 & 0 \\ 1 & 1 & -1 \\ 1 & 1 & 1 \end{bmatrix} \begin{bmatrix} L/3 \\ U/6 \\ V/2 \end{bmatrix} \quad (2)$$

## 2.2 YCbCr Color Space[10,21]

Here we have used YCbCr color Space. Where Y gives luminance and Cb and Cr gives chromaticity values of color image. To get YCbCr components we need the conversion of RGB to YCbCr components. The RGB to YCbCr conversion matrix given in equation 3 gives the Y, Cb, Cr components of color image for respective R, G, B components.

$$\begin{bmatrix} Y \\ Cb \\ Cr \end{bmatrix} = \begin{bmatrix} 0.2989 & 1 & 0.1145 \\ 0.1688 & 0.3312 & 0.5000 \\ 0.5000 & 0.4184 & 0.0816 \end{bmatrix} \begin{bmatrix} R \\ G \\ B \end{bmatrix} \quad (3)$$

The YCbCr to RGB conversion matrix given in equation 4 gives the R, G, B components of color image for respective Y, Cb, Cr components.

$$\begin{bmatrix} R \\ G \\ B \end{bmatrix} = \begin{bmatrix} 1 & 0.0010 & 1.4020 \\ 1 & 0.3441 & 0.7140 \\ 1 & 1.7718 & 0.0010 \end{bmatrix} \begin{bmatrix} Y \\ Cb \\ Cr \end{bmatrix} \quad (4)$$

## 2.3 YUV Color Space [11]

Here we have used YUV color Space. The YUV model defines a color space in terms of one luminance (brightness) and two chrominance (color) components. The YUV color model is used in the PAL, NTSC, and SECAM composite color video standards. Previous black-and-white systems used only luminance (Y) information and color information (U and V) was added so that a black-and-white receiver would still be able to display a color picture as a normal black and white pictures. YUV models human perception of color in a different way than the standard RGB model used in computer graphics hardware. The human eye has fairly little color sensitivity: the accuracy of the brightness information of the luminance channel has far more impact on the image discerned than that of the other two. The RGB to YUV conversion matrix given in equation 5 gives the Y, U, V components of color image for respective R, G, B components.

$$\begin{bmatrix} Y \\ U \\ V \end{bmatrix} = \begin{bmatrix} 0.299 & 0.587 & 0.144 \\ 0.14713 & 0.22472 & 0.436 \\ 0.615 & 0.51498 & 0.10001 \end{bmatrix} \begin{bmatrix} R \\ G \\ B \end{bmatrix} \quad (5)$$

The YUV to RGB conversion matrix given in equation 6 gives the R, G, B components of color image for respective Y, U, V components.

$$\begin{bmatrix} R \\ G \\ B \end{bmatrix} = \begin{bmatrix} 0.7492 & 0.50901 & 1.1398 \\ 1.0836 & 0.22472 & -0.5876 \\ 0.97086 & 1.9729 & 0.000015 \end{bmatrix} \begin{bmatrix} Y \\ U \\ V \end{bmatrix} \quad (6)$$

## 2.4 YIQ Color Space [11]

The YIQ color space is derived from YUV color space and is optionally used by the NTSC composite color video standard. The “Y” stands for in phase and “Q” for quadrature, which is the modulation method used to transmit the color information. The inter-conversion equations for YIQ to RGB color space are given as per the equations 7 and 8.

$$\begin{bmatrix} Y \\ I \\ Q \end{bmatrix} = \begin{bmatrix} 0.299 & 0.587 & 0.144 \\ 0.14713 & 0.22472 & 0.436 \\ 0.615 & 0.51498 & 0.10001 \end{bmatrix} \begin{bmatrix} R \\ G \\ B \end{bmatrix} \quad (7)$$

$$\begin{bmatrix} R \\ G \\ B \end{bmatrix} = \begin{bmatrix} 1 & 0.9563 & 0.6210 \\ 1 & -0.2721 & 0.6474 \\ 1 & -1.107 & 1.7046 \end{bmatrix} \begin{bmatrix} Y \\ I \\ Q \end{bmatrix} \quad (8)$$

## 2.5 Kekre’s Biorthogonal Color Spaces:

Novel Kekre’s Biorhogonal color spaces have been introduced in [11].

### 2.5.1 Kekre’s Biorthogonal Red color space(YCrgCrb):

To get YCrgCrb components we need the conversion of RGB to YCrgCrb components. The RGB to YCrgCrb conversion matrix given in equation (9) gives the Y, Crg, Crb components of color image for respective R, G, B components.

$$\begin{bmatrix} Y \\ Crg \\ Crb \end{bmatrix} = \begin{bmatrix} 1 & 1 & 1 \\ 1 & -1 & 0 \\ 1 & 0 & -1 \end{bmatrix} \begin{bmatrix} R \\ G \\ B \end{bmatrix} \quad (9)$$

The YCrgCrb to RGB conversion matrix given in equation (10) gives the R, G, B components of color image for respective Y, Crg, Crb components.

$$\begin{bmatrix} R \\ G \\ B \end{bmatrix} = \frac{1}{3} \begin{bmatrix} 1 & 1 & 1 \\ 1 & -2 & 1 \\ 1 & 1 & -2 \end{bmatrix} \begin{bmatrix} Y \\ Crg \\ Crb \end{bmatrix} \quad (10)$$

2.5.2 Kekre's Biorthogonal Green color space(YCgrCgb): To get YCgrCrb components we need the conversion of RGB to YCgrCgb components. The RGB to YCgrCgb conversion matrix given in equation (11) gives the Y,Cgr,Cgb components of color image for respective R, G, B components.

$$\begin{bmatrix} Y \\ Cgr \\ Cbg \end{bmatrix} = \begin{bmatrix} 1 & 1 & 1 \\ 1 & -1 & 0 \\ 0 & 1 & -1 \end{bmatrix} \begin{bmatrix} R \\ G \\ B \end{bmatrix} \quad (11)$$

The YCgrCgb to RGB conversion matrix given in equation (12) gives the R, G, B components of color image for respective Y,Cgr,Cgb components.

$$\begin{bmatrix} R \\ G \\ B \end{bmatrix} = \frac{1}{3} \begin{bmatrix} 1 & 2 & 1 \\ 1 & -1 & 1 \\ 1 & -1 & -2 \end{bmatrix} \begin{bmatrix} Y \\ Cgr \\ Cgb \end{bmatrix} \quad (12)$$

2.5.3 Kekre's Biorthogonal Blue color space(YCbgCbr): To get YCbgCbr components we need the conversion of RGB to YCbgCbr components. The RGB to YCbgCbr conversion matrix given in equation (13) gives the Y,Cbg,Cbr components of color image for respective R, G, B components.

$$\begin{bmatrix} Y \\ Cbg \\ Cbr \end{bmatrix} = \begin{bmatrix} 1 & 1 & 1 \\ 0 & 1 & -1 \\ 1 & 0 & -1 \end{bmatrix} \begin{bmatrix} R \\ G \\ B \end{bmatrix} \quad (13)$$

The YCbgCbr to RGB conversion matrix given in equation (14) gives the R, G, B components of color image for respective Y,Cbg,Cbr components.

$$\begin{bmatrix} R \\ G \\ B \end{bmatrix} = \frac{1}{3} \begin{bmatrix} 1 & 1 & 2 \\ 1 & 1 & -1 \\ 1 & -2 & 1 \end{bmatrix} \begin{bmatrix} Y \\ Cbg \\ Cbr \end{bmatrix} \quad (14)$$

### 3 VECTOR QUANTIZATION

Vector Quantization[12] is basically a clustering algorithm. Given image is divided into non overlapping group of pixels using appropriate window size. Then group is represented by a vector. Thus the image is converted into collection of

vectors. Vectors of similar properties are grouped together to form a cluster. Each cluster will have a different textural property represented by the respective code vector representing the cluster. VQ [13, 14, 15, 16] can be defined as the mapping function that maps k-dimensional vector space to the finite set  $CB = \{ C1, C2, C3, \dots, CN \}$ . The set CB is called codebook consisting of N number of codevectors and each codevector  $Ci = \{ ci1, ci2, ci3, \dots, cik \}$  is of dimension k. The key to VQ is the good codebook. Codebook can be generated in spatial domain by clustering algorithms. In encoding phase image is divided into non overlapping blocks and each block then is converted to the training vector  $Xi = (xi1, xi2, \dots, xik)$ . The codebook is then searched for the nearest codevector  $Cmin$  by computing squared Euclidian distance between vector  $Xi$  or by calculating mean square error(MSE) and all the codevectors of the codebook CB. It is obvious that if the codebook size is decreased the search time will also decrease, at the cost of increased distortion and decreased accuracy. Vector quantization is used in many applications like gray image colorization, image segmentation[17], information hiding, face recognition[18], CBIR[19, 20] etc.

Linde-Buzo-Gray (LBG) Algorithm [22], [23]

LBG is standard VQ codebook generation algorithm. In this algorithm centroid is computed as the first codevector for the training set. In Fig. 1 two vectors  $v1$  &  $v2$  are generated by adding constant error to the codevector. Euclidean distances of all the training vectors are computed with vectors  $v1$  &  $v2$  and two clusters are formed based on nearest of  $v1$  or  $v2$ . This procedure is repeated for every cluster. The drawback of this algorithm is that the cluster elongation is +135o to horizontal axis in two dimensional cases. This results in inefficient clustering.

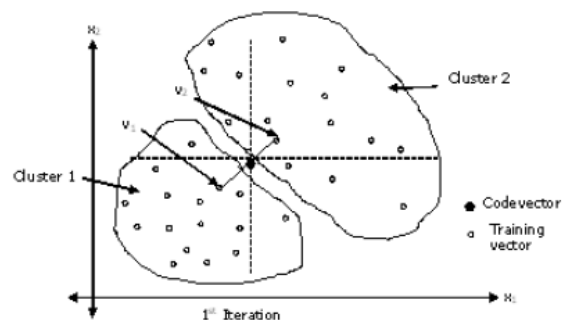


Figure 1: LBG for 2-dimensional case

### 4 PROPOSED COLORIZATION

For the colorization of grayscale image initially user needs to find the reference source color image. Then one can

follow the steps given below to color the target grayscale image. Here the very first step is to transfer RGB components of source color image into respective color components of the color space considered. Then the resulting color components are considered for color palette generation.

Let "DEF" be the one of the color space out of the eight color discussed in the previous section considered for color traits transfer.

Here component D will be weighted average of R, G and B values, while E and F will be indicating the dominance of either of the color components from G and B. The color traits transfer algorithm mainly has three steps as given below.

**a. Generate Codebook using source image**

The colored source image is converted from RGB to DEF color space. The source image is then divided into the pixel windows of size 2x2. Every window is represented as array of GR, D, E and F values of inclusive pixels where GR is the gray value of the each pixel taken in 2x2 window. This training set is called color palette. After applying the VQ codebook generation algorithm to this color palette we get codebook of required size. The generated codebook is used to squirt colors in target grayscale image.

**b. Search the respective matches for gray scale pixels in the color palette**

The target grayscale image is also divided into the pixel windows of same size 2x2. Every window is represented as array of grayscale intensity values of inclusive pixels. For every row of grayscale intensity values the best match is searched from the color palette using Mean Squared Error (MSE). Here the MSE value is computed of grayscale target pixel window in color palette from first record to last record. Wherever the MSE value is lowest that is considered to be best match and is chosen to squirt colors in target 2x2 gray window.

**c. Transfer the colors from best found palette match to grayscale pixel**

The D, E, F component values from best match palette entry are copied to the target image array as respective pixels D, E, F component values. All these D, E and F intensity values are then transferred back to D, E and F planes of target image at respective pixel window positions. Using DEF to RGB transformation matrix the Red, Green and Blue planes of colored target image are obtained and thus the target image is constructed using these pixel windows as a color image with Red, Green and Blue planes.

## 5 RESULTS

Quality of grayscale image colorization technique is subjective to the source color image selected for coloring and also to the grayscale image to be colored. There are no objective criteria to check the performance of colorization method. At most one may take a source grayscale of source color image and try to recolor it using the colors from source color image. The mean squared error (MSE) difference between the original color and recolored images may serve as performance measure to see the quality of colorization method. So to compare the proposed colorization techniques here 30 color test images as shown in Figure 2 are recolored and depending on 8 color spaces and 5 codebook sizes (32, 64, 128, 256, 512) the average MSE differences are computed. Table-1 shows the average MSE differences between the original color and re-colored images using LBG algorithm for different color spaces and codebook sizes. Figure 3 and Figure 4 shows the graph plotted between average values of MSE and the color spaces and different codebook sizes using LBG algorithm. From the graph it is observed that YCbCr color space gives better result than other color spaces when the codebook of size 512 is used. Figure 5 shows original color of MickyMouse image and recolored chair images by proposed colorization method using LBG algorithm. The perceptibility of YCbCr color space is better in all the results shown in Figure 5.




Figure 2. Images used for colorization (total 30)

Table 1: Average MSE differences of original color image and re-colored images using LBG algo

CS \ CB	32	64	128	256	512
KB_red	542.3477	504.9072	498.1245	490.1095	450.1883
KB_green	435.9561	470.4851	432.9810	426.9645	393.2851
KB_blue	603.6014	643.0342	603.1575	603.1395	579.6903
YIQ	3723.609	3724.186	3715.295	3705.072	3691.753
YUV	423.4982	404.8641	369.8877	353.1164	331.2695
K'LUV	691.0091	687.4744	670.4924	665.6909	643.7042
YCbCr	<b>287.4696</b>	<b>299.351</b>	<b>246.2984</b>	<b>236.3423</b>	<b>214.2033</b>
RGB	1038.338	981.1666	978.1088	939.8247	923.4526



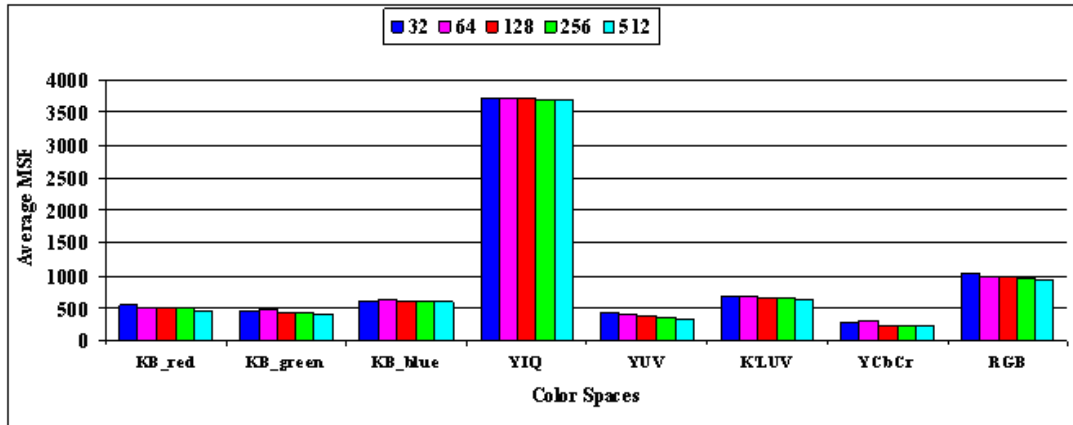


Figure 3: Average MSEs differences of images for different color spaces using LBG Algorithm

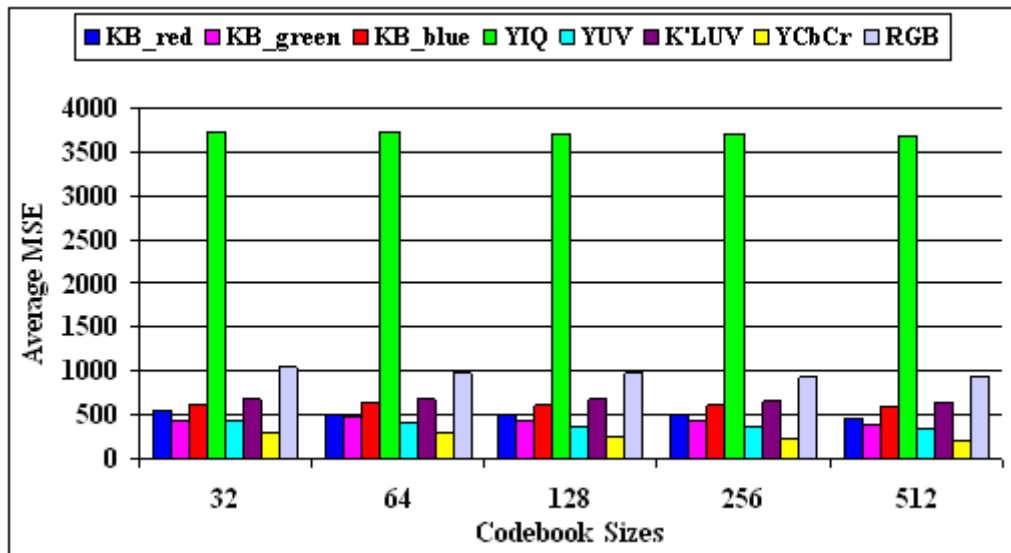
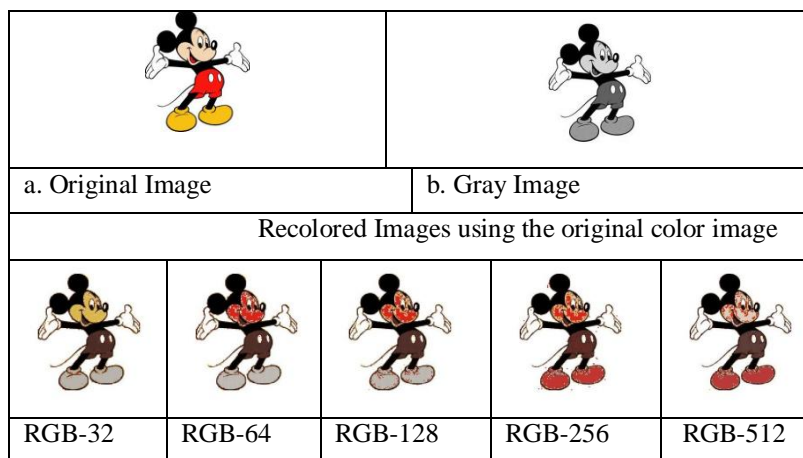


Figure 4: Average MSE differences of images for different codebook sizes using LBG Algorithm






































				
YCrgCrb - 32	YCrgCrb - 64	YCrgCrb-128	YCrgCrb-256	YCrgCrb-512
				
YCgrCgb - 32	YCgrCgb -64	YCgrCgb-128	YCgrCgb-256	YCgrCgb - 512
				
YCbGcBr-32	YCbGcBr-64	YCbGcBr-128	YCbGcBr-256	YCbGcBr-512
				
YIQ-32	YIQ-64	YIQ-128	YIQ-256	YIQ-512
				
YUV-32	YUV-64	YUV-128	YUV-256	YUV-512
				
K'LUV-32	K'LUV-64	K'LUV-128	K'LUV-256	K'LUV-512
				
YCgCb-32	YCgCb-64	YCgCb-128	YCgCb-256	YCgCb-512

Figure 5: Original color MickeyMouse image and recolored MickeyMouse images by proposed method using LBG algorithm

## 6 CONCLUSION

Colorization improves the perceptibility of grayscale image to great extent. The method of grayscale image colorization is proposed here with help LBG VQ codebook generation algorithm and 8 color spaces with five different codebook sizes resulting into in all 40 assorted solutions for colorization of gray scale images. The technique helps to overcome the assumption of having source color image size bigger than the target grayscale for colorization algorithms given in earlier approaches. Newly introduced Kekre's Biorthogonal Red, Green and Blue color spaces are compared in the paper. This method works good on human faces also. From the results one can conclude that, increasing codebook size (up to 128/256) improves the quality of coloring when YCbCr color spaces is used. In all YCbCr color space gives better colorization even at minimum codebook size.

## REFERENCES

- [1] T. Welsh, M. Ashikhmin, and K. Mueller, 'Transferring color to grayscale images', ACM TOG, vol. 20, no. 3, pp. 277-280, 2002.
- [2] H.B.Kekre, Sudeep .D. Thepade, "Color Traits Transfer to Grayscale Images", In Proc. of Int. Conference on Emerging Trends in Engg. And Tech., ICETET-2008.
- [3] Rafael C. Gonzalez & Paul Wintz, "Digital Image Processing", Addison-Wesley Publications, May, 1987.
- [4] Pratt, W. K. "Digital Image Processing", John Wiley & Sons, 1991.
- [5] Tongbo Chen, Yan Wang Volker Schillings, Christoph Meinel, "Grayscale Image Matting And Colorization", In Proc.of ACCV-2004, Jan 27-30, 2004, Jeju Island, Korea,
- [6] Y. Y. Chuang, A. Agarwala, B. Curless, D. Salesin, and R. Szeliski, "Video matting of complex scenes," ACM Transaction on Graphics, vol. 11, no. 4, pp. 348-372, 2002.
- [7] A. R. Smith and J. F. Blinn, "Blue screen matting," in Proceedings of ACM SIGGRAPH, 1996, pp. 259-268.
- [8] H. B. Kekre, Sudeep D. Thepade, "Boosting Block Truncation Coding with Kekre's LUV Color Space for Image Retrieval" WASET International Journal of Electrical Computer and Systems Engineering (IJECS), Volume 2, Number 3, pp. 172-180, Spring 2008.
- [9] H.B.Kekre, Sudeep D. Thepade, "Improving 'Color to Gray and Back' using Kekre's LUV Color Space", In Proc. of IEEE International Advanced Computing Conference 2009 (IACC'09), Thapar University, Patiala, INDIA, 6-7 March 2009. Is uploaded and available online at IEEE Xplore.
- [10] H.B.Kekre, Sudeep D. Thepade, "Color Based Image Retrieval using Amendment Block Truncation Coding with YCbCr Color Space", International Journal on Imaging (IJI), Volume 2, Number A09, Autumn 2009, pp. 2-14. Available online at [www.ceser.res.in/iji.html](http://www.ceser.res.in/iji.html) (ISSN: 0974 - 0627).
- [11] H.B.Kekre, Sudeep D. Thepade, Nikita Bhandari, "Colorization of Greyscale images using Kekre's Biorthogonal Color Spaces and Kekre's Fast Codebook Generation "In Advances in Multimedia – An International Journal (AMIJ), Volume (1): Issue (3).
- [12] H. B. Kekre, Tanuja K. Sarode, "An Efficient Fast Algorithm to Generate Codebook for Vector Quantization," First International Conference on Emerging Trends in Engineering and Technology, ICETET-2008, held at Raisonni College of Engineering, Nagpur, India, 16-18 July 2008, Available at online IEEE Xplore.
- [13] H. B. Kekre, Tanuja K. Sarode, "Fast Codebook Generation Algorithm for Color Images using Vector Quantization," International Journal of Computer Science and Information Technology, Vol. 1, No. 1, pp: 7-12, Jan 2009.
- [14] H. B. Kekre, Tanuja K. Sarode, "Bi-level Vector Quantization Method for Codebook Generation", Second International Conference on Emerging Trends in Engineering and Technology, at G. H. Raisonni College of Engineering, Nagpur on 16-18 December 2009, this paper will be uploaded online at IEEE Xplore.
- [15] H. B. Kekre, Tanuja K. Sarode, "Fast Codebook Search Algorithm for Vector Quantization using Sorting Technique", ACM International Conference on Advances in Computing, Communication and Control (ICAC3-2009), pp: 317-325, 23-24 Jan 2009, Fr. Conceicao Rodrigous College of Engg., Mumbai. Available on ACM portal.
- [16] H. B. Kekre, Tanuja K. Sarode "Vector Quantized Codebook Optimization using K-Means", International Journal on Computer Science and Engineering (IJCSE) Vol.1, No. 3, 2009, pp.: 283-290, Available online at:



[http://journals.indexcopernicus.com/abstracted.php?level=4&id\\_issue=839392](http://journals.indexcopernicus.com/abstracted.php?level=4&id_issue=839392)

- [17] H. B. Kekre, Tanuja K. Sarode, Bhakti Raul, "Color Image Segmentation using Kekre's Fast Codebook Generation Algorithm Based on Energy Ordering Concept", ACM International Conference on Advances in Computing, Communication and Control (ICAC3-2009), pp.: 357- 362, 23-24 Jan 2009, Fr. Conceicao Rodrigous College of Engg., Mumbai. Available on ACM portal.
- [18] H. B. Kekre, Kamal Shah, Tanuja K. Sarode, Sudeep D. Thepade, "Performance Comparison of Vector Quantization Technique – KFCG with LBG, Existing Transforms and PCA for Face Recognition", International Journal of Information Retrieval (IJIR), Vol. 02, Issue 1, pp.: 64-71, 2009.
- [19] H. B. Kekre, Tanuja K. Sarode, Sudeep D. Thepade, "Image Retrieval using Color-Texture Features from DCT on VQ Codevectors obtained by Kekre's Fast Codebook Generation", ICGST-International Journal on Graphics, Vision and Image Processing (GVIP), Volume 9, Issue 5, pp.:1-8, September 2009. Available online at <http://www.icgst.com/gvip/Volume9/Issue5/P1150921752.html>.
- [20] H. B. Kekre, Tanuja Sarode, Sudeep D. Thepade, "Color-Texture Feature based Image Retrieval using DCT applied on Kekre's Median Codebook", International Journal on Imaging (IJI), Volume 2, Number A09, Autumn 2009, pp. 55-65. Available online at [www.ceser.res.in/iji.html](http://www.ceser.res.in/iji.html) (ISSN: 0974-0627)
- [21] H.B.Kekre, Sudeep D. Thepade, "Color Based Image Retrieval using Amendment Block Truncation Coding with YCbCr Color Space", International Journal on Imaging (IJI), Volume 2, Number A09, Autumn 2009, pp. 2-14. Available online at [www.ceser.res.in/iji.html](http://www.ceser.res.in/iji.html) (ISSN: 0974-0627).
- [22] R. M. Grey, "Vector quantization", IEEE ASSP Mag., pp.: 4-29, Apr. 1984.
- [23] Y. Linde, A. Buzo, and R. M. Gray, "An algorithm for vector quantizer design," IEEE Trans. Commun., vol. COM- 28, no. 1, pp. 84-95, 1980.
- [24] H. B.Kekre, Sudeep D. Thepade, Adib Parkar, "A Comparison of Kekre's Fast Search and Exhaustive Search for various Grid Sizes used for Colouring a Greyscale Image", In Proc. of 2nd IEEE International Conference on Signal Acquisition and Processing (ICSAP 2010), IACSIT, Bangalore, pp. 53-57, 9-10 Feb 2010.
- [25] H.B.Kekre, Sudeep D. Thepade, Archana Athawale, Adib Parkar, "Using Assorted Color Spaces and Pixel

Window Sizes for Colorization of Grayscale Images", (Selected), ACM-International Conference and Workshop on Emerging Trends in Technology (ICWET 2010), TCET, Mumbai, 26-27 Feb 2010

### Author Biographies

**Dr. H. B. Kekre** has received B.E. (Hons.) in Telecomm. Engineering. from Jabalpur University in 1958, M.Tech (Industrial Electronics) from IIT Bombay in 1960, M.S.Engg. (Electrical Engg.) from University of Ottawa in 1965 and Ph.D. (System Identification) from IIT Bombay in 1970 He has worked as Faculty of Electrical Engg. and then HOD Computer Science and Engg. at IIT Bombay. For 13 years he was working as a professor and head in the Department of Computer Engg. at Thadomal Shahani Engineering College, Mumbai. Now he is Senior Professor at MPSTME, SVKM's NMIMS. He has guided 17 Ph.Ds, more than 100 M.E./M.Tech and several B.E./B.Tech projects. His areas of interest are Digital Signal processing, Image Processing and Computer Networking. He has more than 270 papers in National / International Conferences and Journals to his credit. He was Senior Member of IEEE. Presently He is Fellow of IETE and Life Member of ISTE Recently seven students working under his guidance have received best paper awards. Currently 10 research scholars are pursuing Ph.D. program under his guidance.



**Dr. Tanuja K. Sarode** has Received Bsc.(Mathematics) from Mumbai University in 1996, Bsc.Tech.(Computer Technology) from Mumbai University in 1999, M.E. (Computer Engineering) degree from Mumbai University in 2004, Ph.D. from Mukesh Patel School of Technology, Management and Engineering, SVKM's



NMIMS University, Vile-Parle (W), Mumbai, INDIA. She has more than 11 years of experience in teaching. Currently working as Assistant Professor in Dept. of Computer Engineering at Thadomal Shahani Engineering College, Mumbai. She is life member of IETE, member of International Association of Engineers (IAENG) and International Association of Computer Science and Information Technology (IACSIT), Singapore. Her areas of interest are Image Processing, Signal Processing and Computer Graphics. She has more than 100 papers in National/International Conferences/Journal to her credit.

**Dr. Sudeep D. Thepade** has Received B.E.(Computer) degree from North Maharashtra University with Distinction in 2003. M.E. in Computer Engineering from University of Mumbai in 2008 with Distinction, Ph.D. Computer Engineering from SVKM's NMIMS (Deemed to be University), Mumbai in 2011. He has about 09 years of experience in teaching and industry. He was Lecturer in Dept. of Information Technology at Thadomal Shahani Engineering College, Bandra(w), Mumbai for nearly 04 years. Currently working as Associate Professor and Head of Computer Engineering Dept. at Mukesh Patel School of Technology Management and Engineering, SVKM's NMIMS Deemed to be University, Vile Parle(w),



Mumbai, INDIA. He is member of International Association of Engineers (IAENG) and International Association of Computer Science and Information Technology (IACSIT), Singapore. He is member of International Advisory Committee for many International Conferences, acting as reviewer for many referred international journals/transactions including IEEE and IET. His areas of interest are Image Processing and Biometric Identification. He has guided five M.Tech. projects and several B.Tech projects. He more than 120 papers in National/International Conferences/Journals to his credit with a Best Paper Award at International Conference SSPCCIN-2008, Second Best Paper Award at ThinkQuest-2009, Second Best Research Project Award at Manshodhan 2010, Best Paper Award for paper published in June 2011 issue of International Journal IJCSIS (USA), Editor's Choice Awards for papers published in International Journal IJCA (USA) in 2010 and 2011.

**Nikita Bhandari** has received B.E.(I.T.) from Amaravati University, M.Tech.(CS) from MPSTME, NMIMS (Deemed to be University), Mumbai. She is currently working with Infosys Technologies as Trainee Software Engineer. Her areas of interest are Image Processing, Computer Vision. She has 2 papers in /International Journals to her credit.

